

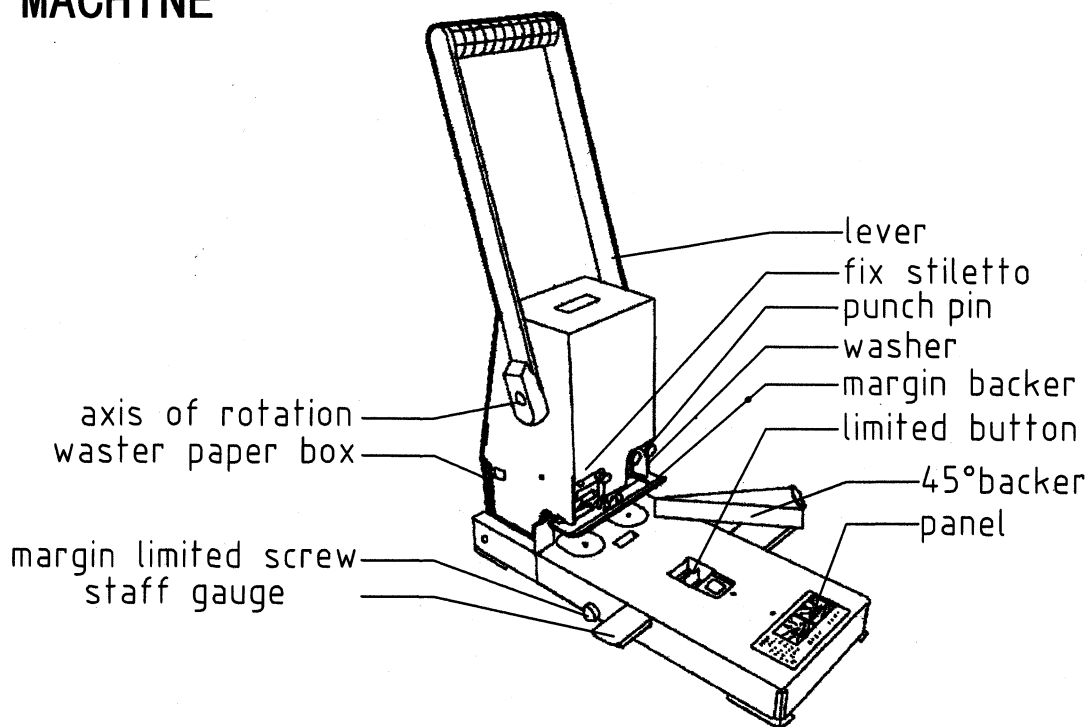
Welcome to choose multi-functions puncher made in our company.

Wish it will be your faithful assistant in your work.

FEATURES

- A. Easy operation. The bound document is handsome and firm. And it is longevity of service.
- B. The structure of transmission is scientific and cutting tool design has applied for patent.
- C. It has powerful punch ability such as it can hole 30mm sheets easily.

SKETCH OF PUNCH MACHINE

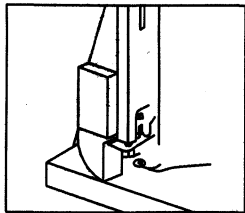


TYPE 300

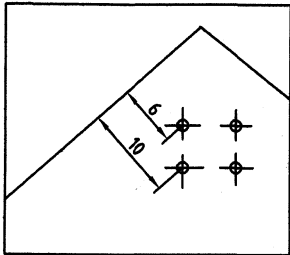
ATTENTION

- Please put the eyewinker such as nails and nips away when driver avoids harming the punch pin. Place the cutting tool into container if do not use.
- Please circumrotate the washer regularly in a long period and change it if it was abraded .

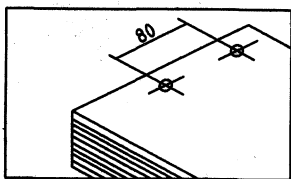
OPERATION SKETCH



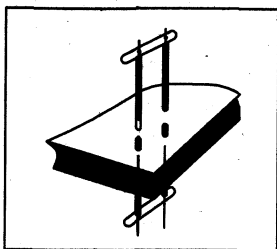
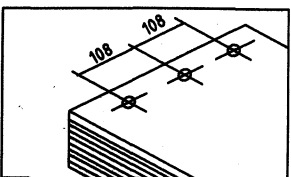
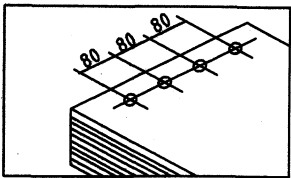
A. According to hole size, select the punch pin $\varnothing 4$ or $\varnothing 6$ mm. Push in the lever and insert the punch pin to its position, pushing to top and fix the punch pin with screw.



B. When punch the holes on the cross, Please fix two $\varnothing 4$ punch pines together and keep the holes distance to 20mm. Margin can be adjusted to 6-10mm. When punch the hole parallelly, only need to assemble the left punch pin and insert the gauge into margin backer.



C. Ordered the prepared paper and nip it, adjust the margin distance and the hole according to middle 45° . Driver can hole parallel. Specification is 80mm double hole .80mm four holes and 108mm three holes in the middle of A4 paper. the same paper. Position can be arbitrary fixed. without gauge.



D. Place the plastic pieces to the ready hole, opposing insert, be sure firmed and then cut the supernumerary parts.